



Specification

Cells Per Unit	6
Voltage Per Unit	12
Capacity	105Ah@20hr-rate to 1.75V per cell @25°C
Weight	Approx. 30.0 Kg/66.1Lbs (Tolerance ±2%)
Internal Resistance	Approx. 4.8 mΩ
Terminal	F12(M8)/F5
Max. Discharge Current	1000A (5 sec)
Cold Cranking Ampere(CCA)	660A
Cranking Ampere(CA)	860A
Maximum Charging Current	30.0A
Reserve Capacity	185min@25A to 1.75V/Cell(25°C) 44min@75A to 1.75V/Cell(25°C)
Reference Capacity	C10 101.0AH C20 109.2AH
Float Charging Voltage	13.6 V~13.8 V @ 25°C Temperature Compensation: -3mV/°C/Cell
Cycle Use Voltage	14.6 V~14.8 V @ 25°C Temperature Compensation: -4mV/°C/Cell
Operating Temperature Range	Discharge: -20°C~60°C Charge: 0°C~50°C Storage: -20°C~60°C
Normal Operating Temperature Range	25°C ±5°C
Self Discharge	RITAR Valve Regulated Lead Acid (VRLA) batteries can be stored for up to 6 months at 25°C and then recharging is recommended. Monthly Self-discharge ratio is less than 3% at 25°C. Please charged batteries before using.
Container Material	A.B.S. UL94-HB, UL94-V0 Optional.

The series is specially designed for frequent discharge deep cycle application. By using the specially designed active material, strong grids and thick plate construction, the series battery offers reliable performance in high load situations and could provide competitive cycle performance. Suitable for Electric Vehicle and Golf cart; Industrial equipment, Floor machines, Forklifts, Aerial lifts, and Robotics; Marine, RV, and no-idle solutions; Mobility and Medical equipment; and most outdoor application.



ISO 9001



ISO 14001



OHSAS 18001

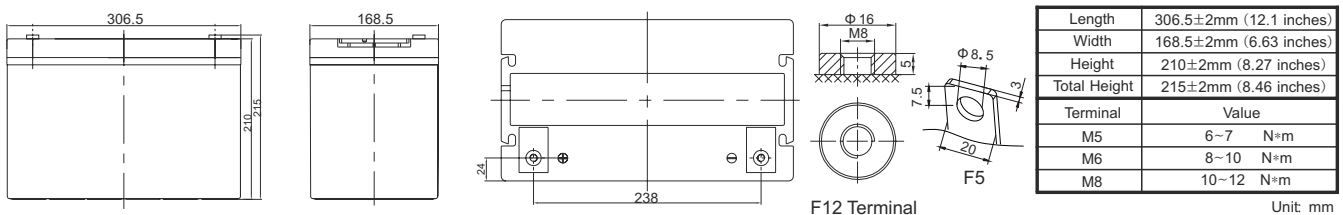


MH 60419



G4M20206-0910-E-16

Dimensions



Constant Current Discharge Characteristics : A(25°C)

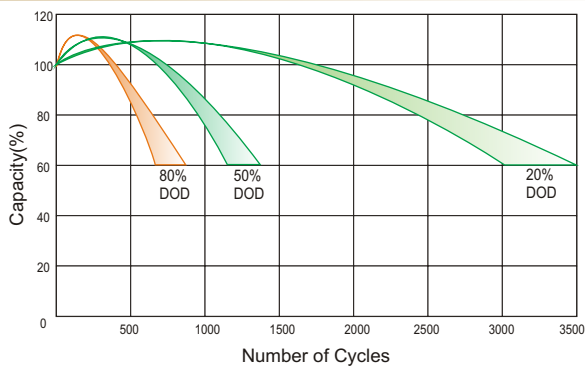
F.V/Time	5MIN	10MIN	15MIN	30MIN	1HR	2HR	3HR	4HR	5HR	8HR	10HR	20HR
9.60V	320.7	226.9	181.4	112.7	65.00	38.89	26.88	22.03	18.03	12.42	10.50	5.780
10.0V	311.4	215.8	177.7	110.8	64.70	38.60	26.78	21.93	17.93	12.32	10.40	5.670
10.2V	302.2	208.2	174.9	109.8	64.10	38.31	26.57	21.83	17.82	12.22	10.30	5.570
10.5V	271.3	192.1	166.5	107.1	63.50	38.02	26.47	21.62	17.61	12.12	10.20	5.460
10.8V	244.9	175.2	153.5	102.4	62.00	37.33	25.75	21.11	17.29	11.92	10.10	5.360
11.1V	209.1	156.6	137.7	95.91	58.90	35.68	24.62	20.09	16.55	11.41	9.800	5.040

Constant Power Discharge Characteristics : W(25°C)

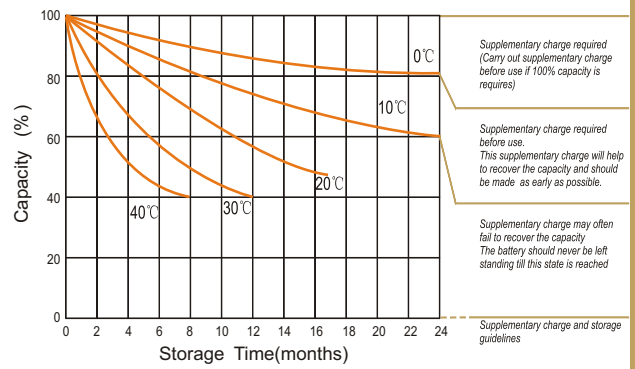
F.V/Time	5MIN	10MIN	15MIN	30MIN	1HR	2HR	3HR	4HR	5HR	8HR	10HR	20HR
9.60V	3317	2416	1996	1284	751.1	458.4	319.9	262.6	215.1	148.3	125.5	69.26
10.0V	3251	2342	1964	1269	749.3	456.0	320.0	262.3	214.6	147.6	124.7	68.06
10.2V	3214	2280	1941	1260	743.5	453.3	318.6	261.7	213.9	146.6	123.6	66.80
10.5V	2926	2123	1852	1230	736.8	450.0	317.4	259.3	211.3	145.4	122.4	65.54
10.8V	2665	1957	1712	1179	723.2	444.2	308.7	253.4	207.5	143.0	121.2	64.28
11.1V	2341	1770	1541	1108	692.3	427.7	295.4	241.1	198.6	136.9	117.6	60.50

(Note) The above characteristics data are average values obtained within three charge/discharge cycle not the minimum values.

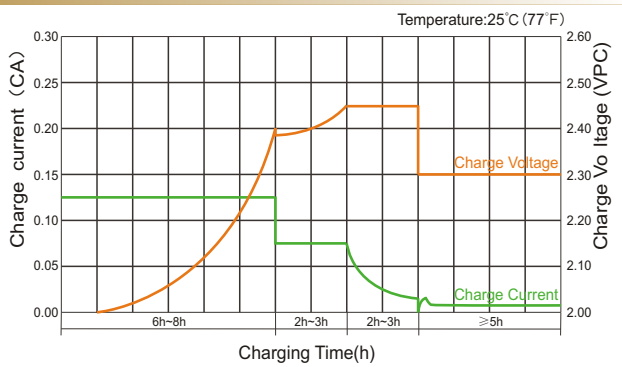
Cycle Life in Relation to Depth of Discharge



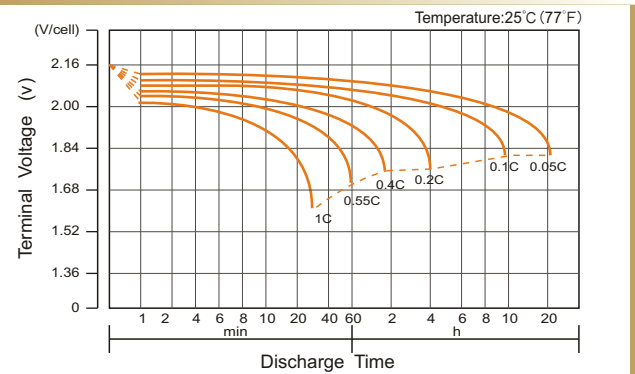
Storage Characteristics



Charge Characteristic Curve for Cycle Use(IUUU)



Discharge Characteristics Curve



CHARGE VOLTAGES

Charge Stage	Battery Voltage			
	12V	24V	36V	48V
Bulk	14.6	29.2	43.8	58.4
Absorption	14.6	29.2	43.8	58.4
Float	13.6	27.2	40.8	54.4
TC Factor: (-3mV/°C /cell) or (-4mV/°C /cell)				

Capacity Factors With Different Temperature

Battery Type	-20°C	-10°C	0°C	5°C	10°C	20°C	25°C	30°C	40°C	45°C
GEL Battery	50%	70%	83%	85%	90%	98%	100%	102%	104%	105%
AGM Battery	46%	66%	76%	83%	90%	98%	100%	103%	107%	109%

Discharge Current VS. Discharge Voltage

Final D ischarge Voltage V /cell	1.75V	1.70V	1.60V
Discharge Current (A)	(A) ≤ 0.2C	0.2C < (A) < 1.0C	(A) ≥ 1.0C

Charge the batteries at least once every six months, if they are stored at 25°C.

Charging Method:

Constant Voltage	-0.2Cx2h+2.4-2.45V/cellx24h, Max. Current 0.3C
Constant Current	-0.2Cx2h+0.1Cx12h
Fast	-0.2Cx2h+0.3Cx4h

Maintenance & Cautions

Cycle Service

- ▶ Avoid battery overcharge, especially in series connection use.
- ▶ Charge with recommended voltage. Ensure battery fully recharges. In general, recharge capacity should be 1.1-1.15 times discharge capacity.
- ▶ Effect of temperature on cycle charge voltage: $-4mV/°C / Cell$
- ▶ The length of cycle service will be affected by depth of discharge, ambient temperature, discharge rate, and the manner in which the battery is recharged. Generally speaking, the most important factor is depth of discharge.

Float Service:

- ▶ Every month, recommend inspection of every battery's voltage.
 - ▶ Every three months, recommend a one time equalization charge.
- Equalization charge method:
- Discharge - 100% rate capacity discharge
 - Charge - Max. current 0.3C, constant voltage 2.4-2.45V/Cell charge 24h.
 - ▶ Effect of temperature on float charge voltage: $-3mV/°C / Cell$.
 - ▶ Length of service life will be affected by the number of discharge cycles, depth of discharge, ambient temperature, and charging voltage